

**Wednesday, April 4<sup>th</sup> is the  
SPRINGTIME SWAP & SALE  
an event not to be missed, but please DO NOT  
lose your head in the excitement!**



(Head is courtesy of *Chris Parsons* who explains; this is part of a 1/6<sup>th</sup> resin recast of an expensive original. I've seen the complete, finished figure listed in the £3000.00 range or £1600.00 in kit form. I bought this from an **eBay** listing for \$50.00 CDN. It is not without some issues, bubbles, scratches and warping, but I can't complain when I know what an original issue is worth).

**This Meeting – Wednesday April 4<sup>th</sup>  
Next Meeting – Wednesday May 2<sup>nd</sup>**

*Spare Parts* is a monthly publication of the Saskatoon Chapter of the International Plastic Modellers Society (IPMS). Articles and comments should be submitted to Mike Reid, Editor, 41 Moncton Place, Saskatoon, SK S7H 4M6 or by email at [minreid@shaw.ca](mailto:minreid@shaw.ca).

## THE EXECUTIVE PAGE

### PROGRAMME FOR THE APRIL MEETING

- 6:30 pm** Swap & Sale, socializing, bring and build, etc.  
**7:30 pm** **Business Agenda** (no reason not to continue building at the same time).  
Visitors & Introductions.  
Old Business: Bridgecon Report; Review of display at the Draggins Show.  
New Business: Update on summer plans and schedule.  
Juniors.  
Treasurer's Report.  
Models on the Display Tables.

### 2018 EVENTS CALENDAR

- April 4<sup>th</sup>:** Springtime SWAP & SALE Event.  
**April 15<sup>th</sup>:** Sunday Build @ Alice Turner branch library.  
**April 27<sup>th</sup>-28<sup>th</sup>:** ValourCon 2018, St. James Legion, Winnipeg.  
**May 2<sup>nd</sup>:** Regular club meeting.  
**May 5<sup>th</sup>:** Bridgecon 2018.  
**May 13<sup>th</sup>:** Sunday Build @ Alice Turner branch library.  
**May 26<sup>th</sup>:** Mini Maker Faire at Exhibition Place.  
**June 6<sup>th</sup>:** Club Meeting Theme Night.  
**#1: The Russians Are Coming.**  
**#2: Monster Trucks and Other Big Trucks.**

## COMMENTARY

In last month's **TABLES** article a model was mis-identified by me. What *Wayne Welker* presented was a 1/72<sup>nd</sup> **Neptune** in Canadian markings, not an **Aurora**, so my apologies to *Wayne*.

After the meeting I heard that there was some confusion about what was said during the business part of the meeting. People caught a mention of "Tuesday Night"; that was nothing to do with our regular meeting, just a possibility for a mid-week build during the summer, although not high on the list of options. Sunday still seems to be favoured and that could depend on whatever meeting place is available.

The acoustics where we meet are poor and if anyone has trouble hearing, please sit closer to the front. A suggestion was made that a P.A. system might be used, but we have to remember we are guests in a residence, where many of the people are already in bed by the time we start.

Another thing that causes problems are separate little conversations being held while someone else has the floor. Last month as I was standing by the tables while members described what they had brought, the sound bounced around so much, I could hear murmurs from the other side of the room. Please try to avoid that.

- Mike Reid

## SMAS WEBSITE

Need to find SMAS newsletter back issues? Check us out! You can find them at: [www.smasonline.net](http://www.smasonline.net)



Ph: 306-954-3434  
Email: [info@expresshobbies.com](mailto:info@expresshobbies.com)  
Web: [www.expresshobbies.com](http://www.expresshobbies.com)  
411 - 34th Street East  
Saskatoon, SK S7K 0S9



## CLUB MEMBER DISCOUNTS



Ph: 306-749-3606  
Email: [mailorder@group2hobbies.com](mailto:mailorder@group2hobbies.com)  
Web: [www.group2hobbies.com](http://www.group2hobbies.com)  
P.O. Box 339, 279 Bellamy Avenue  
Birch Hills, SK S0J 0G0



## J&P Hobby Supplies

Ph: (306) 764-2333  
Email: [jp.hobby@shaw.ca](mailto:jp.hobby@shaw.ca)  
300 - 13th Street West  
Prince Albert, SK S6V 3G3








## DAVE'S DOCKYARD

With the **USS Missouri** finished and safely moored in a display case, **Dave DeBack** has turned his attention to an older plastic kit of the **Japanese battleship Yamato**. These photos illustrate just how much photo-etch material goes into a project of this nature.

- Mike Reid





# STUFF ON THE TABLES

## On the Tables in March

Just a few representative photos from March. There were many more models presented than we have space to show, maybe the other items will show up in a future newsletter if there is a shortage of other submissions.

| Photo | Builder       | Scale              | Model                          | Kit      | Additional Information                     |
|-------|---------------|--------------------|--------------------------------|----------|--|
| 8     | Bob Kunkel    | 1/24 <sup>th</sup> | Rail Dragster                  | Revell   | Lots of detail added                       |
| 9     | Dave Hill     | 1/24 <sup>th</sup> | Subaru Impreza Rally Car       | Hasegawa | Lots of fun trying something different     |
| 10    | Blair Marriot | 1/35 <sup>th</sup> | British Matilda and figure     | Tamiya   | Out of the box                             |
| 13    | Blair Marriot | 120mm              | Iraq war infantryman           | Resin    |  |
| 15    | Jerry Boese   | 1/25 <sup>th</sup> | 1967 Camaro (from "Christine") | AMT      | Modified exhaust and interior for accuracy |

- Mike Reid






*We invite you to:*  
**BridgeCon 2018**  
**Model Contest & Show**

May 4th - 5th, 2018

at; Nutana Legion Hall - 3021 Louise Street  
Saskatoon, SK.



**Friday:** Early Registration & Viewing 5:30pm - 8:30pm.

**Saturday:** Registration & Contest 8:30am - 5:30pm.

Major funding  
supplied by



See the models on display!

Buy some raffle tickets for prizes! Check out the  
Swap tables!

In association with



Visit <http://www.smasonline.net/bridgecon2018.php> for contest rules & additional information



# IN PROGRESS

## Custom Chrysler

My goal for this project is to customize the **Moebius 1/25<sup>th</sup> 1956 Chrysler 300B**. I want to maintain the **300's** profile but make it smoother, sleeker and lower and modernize the powertrain and interior. If time and money were not constraints, this is how I'd like to think I'd build the real car.

### THE KIT

Although certainly not the first **Moebius** kit I've purchased, this is the first I've worked on. I find the attention to detail and overall packaging of the kit excellent; this kit even included a reproduction of a **1956 Chrysler sales brochure**. Fit and finish of the parts is good, but I find the castings to be a bit heavy. My main complaint is the quality of the plastic, it tends to 'delaminate' when being trimmed. This makes modifications like shaving body trim a lot more work than planned as the plastic tends to 'peel' beyond the intended stop point, resulting in gouges and additional work on the body.

### THE CHASSIS





For a fully modern custom I wanted to upgrade the stock kingpin front and elliptical leaf rear suspension. Using parts from various kits, sheet styrene and scratch building the result is a chassis with fully independent coil suspension, four wheel disc brakes, also rack and pinion steering. The coil springs are fabricated from sheet styrene, aluminum tubing and a coil spring from a scrapped pen.

### THE ENGINE

I wanted to keep the original **354cid hemi 'Firepower' engine** because it is the basis of the **300** legend and the valve covers are cool. I am modernizing the engine with the rest of the car and a combination of modification and parts bin pieces will result in a **multi throttle body EFI system, serpentine belt/pulley's, headers and a A727 'Torqueflight' transmission** (replacing the **2 speed 'Powerflite'**).

### THE BODY

Although intended to be a modern custom, my goal is to keep the overall profile of a **'56 300B** intact. As such, no chopping or channeling is happening. I have de-chromed and de-badged the majority of the body (hence the complaint of the plastic delaminating), filled panel seems to smooth the overall look, smoothed the transition from quarter panel to fin behind the door and generally cleaned up the inner fender wells and firewall.



...Continued on page 7

...Continued from page 6

## THE PLAN

The next phases of the project are exterior paint and interior design/customization, then onto wiring, plumbing, detailing and finishing. I hope to be finished in the next 2 or 3 years!



- Jon Aydt



## WORLD WAR TWO ARCHIVE


### 418 Squadron, (City of Edmonton), RCAF Part 2 - The Mosquito Bites

In **March 1943** the squadron converted to the **De Havilland Mosquito Mk II**. That variant was operated until **November 1944** at which time the **Mosquito FB.VI** became their equipment. Examination of the **Mosquito** photographs shows distinctly different colour schemes. One appears to be the conventional overall medium sea grey with a dark green disruptive pattern. The other is similar but with black undersides. Whether these differences are related to the two different marks of **Mosquito** used is guesswork from these pictures. Unfortunately the original photos are glued solidly into an album, so the backs cannot be examined to determine the dates when they were taken. One thing that is obvious on the **Mosquitoes** is that different colours were used for



It was not uncommon for **Flights** within a squadron to have colour differentiation in that way. (Photographs are courtesy of *Dave Newhouse*).


- Mike Reid



...Continued on page 8



...Continued from page 7



**SMAS Executive**

Ray Moskowec - President

Ph: 306-491-8651

Email: ttmoskowec@hotmail.com

Mike Reid - Vice-President

Ph: 306-477-1927

Email: minreid@shaw.ca

Rick Hales - Treasurer

Ph: 306-933-2938

Email: richale@sasktel.net

Mike Reid - Newsletter Editor • Ph: 306-477-1927 • Email: minreid@shaw.ca

Printing Courtesy of

**mister print**

**New Address!** 1-306-934-7575  
2720 Millar Avenue  
Saskatoon, SK Canada

SMAS meets on the first Wednesday of each month at the Parkridge Centre, 110 Gropper Crescent, Saskatoon (off Fairlight Drive), officially starting at 7:00 p.m. Any suitable material received for the newsletter on the Sunday before the meeting, stands a very good chance of being printed for that issue.

